





757-842-6497
WWW.JLOSC.COM

**J&L Oil Separator (2018-2020 Kia Stinger GT 3.3L TT Passenger Side) #3106P
Installation Instructions**

To view install video: go to our website, www.JLosc.com and type 3106P in search box.
Click on product, scroll down and click on videos.

Please review complete instructions prior to installing.


Step #	
1	Verify you have all of the following parts in the kit: (1) J&L Oil Separator, (1) J&L Mounting bracket, (2) Fine thread machine screws, (1) Hose clamp
2	Gather all of the following tools needed for the installation: Pliers, Phillips screwdriver, flat head screwdriver, 12mm socket, extension and ¼" Nut driver if available
3	Mount J&L bracket to J&L Oil Separator with supplied screws, be sure to line up J&L logos.
4	Locate PCV line on passenger side of vehicle, using pliers squeeze clamp at manifold connection to slide back clamp. Twist hose to release from fitting. 
5	Locate 12mm bolt holding aluminum brace to body of vehicle, remove bolt. Install J&L bracket on top of brace, reinstall bolt but DON'T full tighten yet! 

6 Slide hose clamp over J&L hose running to manifold. Slide hose onto manifold fitting and tighten clamp, using hand tools only!

Connect the shorter hose to the existing line you removed earlier, using pliers side clamp to end of hose to secure the connection. We recommend routing hoses as shown below.



Once the hoses are in their ideal location, tighten the 12mm bolt to secure the J&L assembly.



To properly clean the filter in the Oil Separator, spray any degreaser or solvent through it and let it air dry. Clean it every 10,000 miles. Thank you for your business. If you have any questions, please e-mail info@JLosc.com or call 757-842-6497. Our hours are Monday-Friday. 8:00am – 5:00pm Eastern Time.

J&L Oil Separator co. Lifetime Satisfaction Guarantee. We want you to be a J&L customer for life! Your new J&L product is warranted to be free from defects in materials and workmanship for the life of the *original retail purchaser*, subject to the limitations contained in our warranty found here. www.JLosc.com/warranty

We guarantee workmanship and even a pathway to discounted upgrades for substantially improved items.

Return Policy: All returns will be subject to a 10%-25% restocking fee. Please visit www.JLosc.com for complete return policy.

Disclaimer: J&L Oil Separator co. makes no warranties whatsoever, expressed, or implied, oral or written to any purchasers, except the warranty above. J&L Oil Separator co. hereby specifically excludes from any implied warranty of merchantability or implied warranty of incidental, secondary, or consequential damages of any kind whatsoever. All purchasers and users of products manufactured by J&L Oil Separator co. agree to hold harmless and indemnify J&L Oil Separator co. from any and all claims arising from their use. Failure to receive notice of any or the limitations contained in this disclaimer shall not serve to extend liability to J&L Oil Separator co. for any claims arising out of use of its products.