







757-842-6497
WWW.JLOSC.COM

**J&L Oil Separator (2016-2022 Toyota Tacoma 3.5L Driver Side) #3104D
Installation Instructions**

To view install video: go to our website, www.JLosc.com and type 3104D in search box.
Click on product, scroll down and click on videos.

Please review complete instructions prior to installing.

Step #	
1	Verify you have all of the following parts in the kit: (1) J&L Oil Separator, (1) J&L Mounting bracket, (2) Fine thread machine screws, (1) M6x1.0 bolt, (2) Hose with 90° connector, (2) Hose clamps
2	Gather all of the following tools needed for the installation: Phillips screwdriver, flat head screwdriver, 10mm socket, extension and ratchet, Light oil, hose cutter/razor blade.
3	Locate PCV hose from back of driver side valve cover to intake manifold, it is attached with two light spring clips. Remove hose from vehicle. Cut hose in the center of the straight section on the intake manifold side. 
4	Install J&L Supplied hoses. The shorter hose will install into the shorter cut section of the stock PCV line. Slide clamp onto hose, install fitting and tighten clamp. J&L hose should be vertical. Install the longer J&L hose into the longer the same way. 

5	Reinstall hoses onto vehicle, be sure to slide stock spring clamps back into place.
6	<p>Install J&L Mounting bracket onto J&L oil separator, lining up the logos. Back at the vehicle location the empty threaded hole on back of the engine. Use supplied M6 bolt to install J&L oil Separator and tighten.</p> <div style="display: flex; justify-content: space-around;">   </div> <p>Using light oil, lube the inside of the hoses or can fittings. This will help install the hoses onto the can, no clamps are needed. The hose from the valve cover will install onto the "C" side of the can (OSC). The hose from the intake manifold will install onto the "O" side of the can.</p>



To properly clean the filter in the Oil Separator, spray any degreaser or solvent through it and let it air dry. Clean it every 10,000 miles.

Thank you for your business. If you have any questions, please e-mail info@JLosc.com or call 757-842-6497. Our hours are Monday-Friday. 8:00am – 4:30pm Eastern Time.

J&L Oil Separator co. Lifetime Satisfaction Guarantee. We want you to be a J&L customer for life! Your new J&L product is warranted to be free from defects in materials and workmanship for the life of the *original retail purchaser*, subject to the limitations contained in our warranty found here. www.JLosc.com/warranty

We guarantee workmanship and even a pathway to discounted upgrades for substantially improved items.

Return Policy: All returns will be subject to a 10%-25% restocking fee. Please visit www.JLosc.com for complete return policy.

Disclaimer: J&L Oil Separator co. makes no warranties whatsoever, expressed, or implied, oral or written to any purchasers, except the warranty above. J&L Oil Separator co. hereby specifically excludes from any implied warranty of merchantability or implied warranty of incidental, secondary, or consequential damages of any kind whatsoever. All purchasers and users of products manufactured by J&L Oil Separator co. agree to hold harmless and indemnify J&L Oil Separator co. from any and all claims arising from their use. Failure to receive notice of any or the limitations contained in this disclaimer shall not serve to extend liability to J&L Oil Separator co. for any claims arising out of use of its products.

