





757-842-6497
WWW.JLOSC.COM

**J&L 3.0 Oil Separator Passenger Side (2016-2019 Honda Civic 1.5L Turbo EX/SI)
#3102P**


Installation Instructions

To view install video: go to our website, www.JLosc.com and type 3102P in search box.

Please review complete instructions prior to installing.

Step#	
1	Verify you have all of the following parts included in the kit: (1) J&L Oil Separator, (1) J&L Mounting bracket, (1) Hose, (2) Fine thread screws, (1) #4 hose clamp and (1) M6 bolt
2	Gather all of the following tools needed for the installation: Phillips screwdriver, Flat head screwdriver, light oil, 10mm socket, 1/4" Ratchet and extension, pliers
3	<p>Assemble the J&L Oil Separator with the bracket and line up the logos so they match. Remove 10mm bolt holding coolant reservoir, install oil separator bracket and J&L supplied bolt. Be sure the bracket is not touching the A/C line right next to it.</p> 
4	<p>Locate PCV line running from valve cover to the intake manifold. Squeeze spring clamp and slide down the hose. To remove the hose, you may need to grab it with your pliers at the barbed fitting and twist to break the seal. Use care in doing this!! You will also need to remove the line from the intake side, you can use the flat head screwdriver to gently pry between the hose and manifold while pulling on the hose to break the seal.</p> 

5	<p>Rotate PCV line to angle towards the Oil Separator. Use the light oil to lubricate fitting so the hose easily slides onto the Oil Separator fitting. Slide the spring clamp up to secure hose.</p> <p>Pre-install the J&L supplied hose clamp onto the J&L supplied hose, oil inside of hose ends. Attach hose to valve cover and tighten clamp. Run hose to the other side of Oil Separator.</p>
6	<p>Optional: Use zip tie provided to secure fuel line to underside of bracket on the firewall.</p>



To properly clean the filter in the Oil Separator, spray any degreaser or solvent through it and let it air dry. Clean it every 10,000 miles.

Thank you for your business. If you have any questions, please e-mail info@JLosc.com or call 757-842-6497. Our hours are Monday-Friday, 8:00am – 4:30pm Eastern Time.

J&L Oil Separator co. Lifetime Satisfaction Guarantee. We want you to be a J&L customer for life! Your new J&L product is warranted to be free from defects in materials and workmanship for the life of the *original retail purchaser*, subject to the limitations contained in our warranty found here. www.JLosc.com/warranty

We guarantee workmanship and even a pathway to discounted upgrades for substantially improved items.

Return Policy: All returns will be subject to a 10%-25% restocking fee. Please visit www.JLosc.com for complete return policy.

Disclaimer: J&L Oil Separator co. makes no warranties whatsoever, expressed, or implied, oral or written to any purchasers, except the warranty above. J&L Oil Separator co. hereby specifically excludes from any implied warranty of merchantability or implied warranty of incidental, secondary, or consequential damages of any kind whatsoever. All purchasers and users of products manufactured by J&L Oil Separator co. agree to hold harmless and indemnify J&L Oil Separator co. from any and all claims arising from their use. Failure to receive notice of any or the limitations contained in this disclaimer shall not serve to extend liability to J&L Oil Separator co. for any claims arising out of use of its products.

