





**757-842-6497**  
**WWW.JLOSC.COM**

**J&L 3.0 Oil Separator (2023-2025 Ford F-250;F-350 6.8L;7.3L Gas)  
#3094P**

**Installation Instructions**

**Install video available on our website [www.JLosc.com](http://www.JLosc.com) Search: 3094P and click on videos.**

**Please review complete instructions prior to installing.**


Step #	
1	<b>Verify you have all of the following parts included in the kit:</b> (1) J&L Oil Separator, (1) J&L Mounting bracket, (2) Fine thread machine screws
2	<b>Gather all of the following tools needed for the installation:</b> 10mm deep socket, extension and ratchet, & Phillips screwdriver
3	<p>Remove OEM PCV line by pulling tab away from fitting and pulling connection away from PCV valve and intake manifold.</p>  

4

Install J&L can onto J&L bracket using the two supplied screws, the J&L Logo's should match the same direction.

5

Locate 10mm nut on battery tie down, remove nut. Install J&L Assembly onto stud and reinstall bolt. The J&L Logo should be facing towards the front of the vehicle.



6

Route short hose to PCV valve and push to connect.

The long hose to the intake should route between the metal bracket and wiring harness as shown below.


**NOTE:** Quick connection fittings will rotate 360 degrees, they may be tough to move initially but after twisting them they will loosen to rotate as needed. Use the natural curvature of the hose to your advantage for hose routing.

To remove fittings, press large green button inward while pulling up on fitting. (The button is labeled "PUSH")

Check your oil separator after 1000 miles of driving to gauge how often yours will need to be serviced!!







To properly clean the filter in the Oil Separator, spray any degreaser or solvent through it and let it air dry. Clean it every 10,000 miles. Thank you for your business. If you have any questions, please e-mail [info@JLosc.com](mailto:info@JLosc.com) or call 757-842-6497. Our hours are Monday-Friday. 8:00am – 4:30pm Eastern Time.

**J&L Oil Separator co. Lifetime Satisfaction Guarantee. We want you to be a J&L customer for life!** Your new J&L product is warranted to be free from defects in materials and workmanship for the life of the *original retail purchaser*, subject to the limitations contained in our warranty found here. [www.JLosc.com/warranty](http://www.JLosc.com/warranty)

We guarantee workmanship and even a pathway to discounted upgrades for substantially improved items.

**Return Policy:** All returns will be subject to a 10%-25% restocking fee. Please visit [www.JLosc.com](http://www.JLosc.com) for complete return policy.

**Disclaimer:** J&L Oil Separator co. makes no warranties whatsoever, expressed, or implied, oral or written to any purchasers, except the warranty above. J&L Oil Separator co. hereby specifically excludes from any implied warranty of merchantability or implied warranty of incidental, secondary, or consequential damages of any kind whatsoever. All purchasers and users of products manufactured by J&L Oil Separator co. agree to hold harmless and indemnify J&L Oil Separator co. from any and all claims arising from their use. Failure to receive notice of any or the limitations contained in this disclaimer shall not serve to extend liability to J&L Oil Separator co. for any claims arising out of use of its products.