





**757-842-6497**  
**WWW.JLOSC.COM**

**J&L Oil Separator #3071P**  
**(2021-2022 Ram TRX 6.2L SC Passenger Side)**  
**Installation Instructions**

**To view install video: go to our website, [www.JLosc.com](http://www.JLosc.com) and type 3071P in search box. Click on product, scroll down and click on videos.**


Please review complete instructions prior to installing.

Step #	
1	<b>Verify you have all of the following parts included in the kit:</b> (1) J&L Oil Separator w/fittings, (1) J&L Mounting bracket, (2) M4 screws
2	<b>Gather all of the following tools needed for the installation:</b> 10mm socket, extension and ratchet, Phillips screwdriver
3	<p>Remove the factory PCV hose from PCV valve to manifold- On the white connection, depress the button on the connector and pull the entire fitting off. On the black fitting there is a small tab protruding out, pull this away from the fitting and it will unclip.</p> 
4	Preinstall J&L Bracket to J&L Oil Separator with supplied screws, mount bracket with the logos lining up.
5	<p>Remove 10mm bolt from intercooler tank, slide J&amp;L bracket into place and secure with same bolt.</p> 

The shorter hose will connect to the PCV valve on the valve cover.

The longer hose will route to the intake manifold (Super charger). Route this line OVER the large coolant line and between the wiring harness and orange valve cover.

**TIP:** The quick connect fittings in the end of the hoses will rotate for adjustment. They made be tough initially to move, but once broken free they will spin.



6

To properly clean the filter in the Oil Separator, spray any degreaser or solvent through it and let it air dry. Clean it every 10,000 miles.

Thank you for your business. If you have any questions, please e-mail [info@JLosc.com](mailto:info@JLosc.com) or call 757-842-6497. Our hours are Monday-Friday. 8:00am – 4:30pm Eastern Time.

**J&L Oil Separator co. Lifetime Satisfaction Guarantee. We want you to be a J&L customer for life!** Your new J&L product is warranted to be free from defects in materials and workmanship for the life of the *original retail purchaser*, subject to the limitations contained in our warranty found here. [www.JLosc.com/warranty](http://www.JLosc.com/warranty)

We guarantee workmanship and even a pathway to discounted upgrades for substantially improved items.

**Return Policy:** All returns will be subject to a 10%-25% restocking fee. Please visit [www.JLosc.com](http://www.JLosc.com) for complete return policy.

**Disclaimer:** J&L Oil Separator co. makes no warranties whatsoever, expressed, or implied, oral or written to any purchasers, except the warranty above. J&L Oil Separator co. hereby specifically excludes from any implied warranty of merchantability or implied warranty of incidental, secondary, or consequential damages of any kind whatsoever. All purchasers and users of products manufactured by J&L Oil Separator co. agree to hold harmless and indemnify J&L Oil Separator co. from any and all claims arising from their use. Failure to receive notice of any or the limitations contained in this disclaimer shall not serve to extend liability to J&L Oil Separator co. for any claims arising out of use of its products.