






757-842-6497
WWW.JLOSC.COM

**J&L 3.0 Oil Separator, Driver Side (2018-2024 Jeep JL and Gladiator 3.6L; 2019-2024 Jeep Gladiator 3.6L)
#3069D**

Installation Instructions

Check out the install video of this product on our website www.JLosc.com Search: 3069D and click videos

Please review complete instructions prior to installing.

Step#	
1	Verify you have all of the following parts included in the kit: (1) J&L Oil Separator with hoses, (1) J&L Mounting bracket, (2) Fine thread machine screws, (1) M6 bolt
2	Gather all of the following tools needed for the installation: Phillips screwdriver & 10mm socket and ratchet
3	Remove the engine cover by unscrewing the (2) 10mm bolts on the front of the cover, lifting up and pulling forward. 
4	Locate the PCV line that runs from the rear of the passenger side valve cover to the driver side of the intake manifold. Push grey tab and pull from fitting. Remove entire hose from engine and save.  


Use the supplied 10mm bolt to mount the J&L bracket to the threaded hole in the driver side of the Jeep shown here:



5

6 Use the 2 supplied M4x10 screws to mount the separator to the bracket

Remove the (2) 10mm nuts holding down the coolant overflow tank, lift tank up and route long hose from the separator down behind the tank and bolt back up.



7

Plug long hose on to the PCV connection on the back of valve cover



8

Route other hose under coolant line and on to PCV connection on manifold.

NOTE: All connections WILL ROTATE in the hose to make for a smooth connection



9

10 Reinstall engine cover



To properly clean the filter in the Oil Separator, spray any degreaser or solvent through it and let it air dry. Clean it every 10,000 miles. Thank you for your business. If you have any questions, please e-mail info@JLosc.com or call 757-842-6497. Our hours are Monday-Friday. 8:00am – 4:30pm Eastern Time.

J&L Oil Separator co. Lifetime Satisfaction Guarantee. We want you to be a J&L customer for life! Your new J&L product is warranted to be free from defects in materials and workmanship for the life of the *original retail purchaser*, subject to the limitations contained in our warranty found here. www.JLosc.com/warranty

We guarantee workmanship and even a pathway to discounted upgrades for substantially improved items.

Return Policy: All returns will be subject to a 10%-25% restocking fee. Please visit www.JLosc.com for complete return policy.

Disclaimer: J&L Oil Separator co. makes no warranties whatsoever, expressed, or implied, oral or written to any purchasers, except the warranty above. J&L Oil Separator co. hereby specifically excludes from any implied warranty of merchantability or implied warranty of incidental, secondary, or consequential damages of any kind whatsoever. All purchasers and users of products manufactured by J&L Oil Separator co. agree to hold harmless and indemnify J&L Oil Separator co. from any and all claims arising from their use. Failure to receive notice of any or the limitations contained in this disclaimer shall not serve to extend liability to J&L Oil Separator co. for any claims arising out of use of its products.