





757-842-6497
WWW.JLOSC.COM

**J&L Oil Separator #3060P
(2015-2022 Hellcat, 2018-2021 Jeep Trackhawk, 2021 Durango Hellcat & 2018 Challenger
Demon 6.2L Passenger Side)**


Installation Instructions

Check out the install video on our website www.JLosc.com Search: 3060P and click videos

Please review complete instructions prior to installing.

Step#	
1	Verify you have all of the following parts included in the kit: (1) J&L Oil Separator w/hoses and fittings, (1) J&L Mounting bracket, (2) M10 nuts, (2) M4 screws
2	Gather all of the following tools needed for the installation: 15mm socket and ratchet, 15mm Wrench, Phillips screwdriver.
3	<p>Remove the factory PCV hose from PCV valve to manifold- On the white connection, depress the button on the connector and pull the entire fitting off. On the black fitting there is a small tab protruding out, pull this away from the fitting and it will unclip.</p> 
4	<p>Install 1 flange nut onto engine stud with the flange facing OUT-</p> 

Use remaining nut to secure the J&L bracket to the stud. Using the 2 nuts you can "adjust" the position of the J&L bracket in and out.



5

Use supplied screws to mount the J&L Separator and connect the hoses. "C" or Driver side goes behind the J&L bracket to the valve cover and the "O" or Passenger side to the manifold

TIPThe fittings in the end of the hoses can be adjusted by twisting them.

6



To properly clean the filter in the Oil Separator, spray any degreaser or solvent through it and let it air dry. Clean it every 10,000 miles. Thank you for your business. If you have any questions, please e-mail info@JLosc.com or call 757-842-6497. Our hours are Monday-Friday. 8:00am – 4:30pm Eastern Time.

J&L Oil Separator co. Lifetime Satisfaction Guarantee. We want you to be a J&L customer for life! Your new J&L product is warranted to be free from defects in materials and workmanship for the life of the *original retail purchaser*, subject to the limitations contained in our warranty found here. www.JLosc.com/warranty

We guarantee workmanship and even a pathway to discounted upgrades for substantially improved items.

Return Policy: All returns will be subject to a 10%-25% restocking fee. Please visit www.JLosc.com for complete return policy.

Disclaimer: J&L Oil Separator co. makes no warranties whatsoever, expressed, or implied, oral or written to any purchasers, except the warranty above. J&L Oil Separator co. hereby specifically excludes from any implied warranty of merchantability or implied warranty of incidental, secondary, or consequential damages of any kind whatsoever. All purchasers and users of products manufactured by J&L Oil Separator co. agree to hold

harmless and indemnify J&L Oil Separator co. from any and all claims arising from their use. Failure to receive notice of any or the limitations contained in this disclaimer shall not serve to extend liability to J&L Oil Separator co. for any claims arising out of use of its products.