





757-842-6497
WWW.JLOSC.COM

**J&L Oil Separator, PCV Side
(2024-2025 Ford Ranger Raptor 3.0L EcoBoost)
#3058P**

Installation Instructions

Install video available at our website www.JLosc.com Search: 3058P and click videos.
Please review complete instructions prior to installation.

Step#	
1	Verify you have all of the following parts included in the kit: (1) J&L Oil Separator (1) J&L Mounting Bracket, (2) Fine Thread Machine Screws
2	Gather all of the following tools needed for the installation: 13mm socket, extension, ratchet and Phillips screwdriver.
3	Mount J&L Oil separator to J&L bracket with supplied screws, align logos for proper orientation. Locate and remove Factory PCV line on the passenger side of the engine, push/pull blue tab away from fitting to release. 
4	

Locate 13mm nut on battery hold down, remove nut and slide J&L Oil separator and bracket over the stud, fasten the assembly with the nut you removed. **Do not tighten the nut completely yet.**




5

Connect the hose from the "O" side of the oil separator to the PCV fitting on the valve cover. This hose can rest on the rubber isolator that is holding down the two silver coolant pipes.

Connect the hose from the "C" side to the intake manifold fitting .

TIP: The quick connections are all adjustable in the end of the hoses, if the fitting isn't at an optimum angle, twist the fitting until it is. The hoses can also twist on the J&L Oil separator connections for adjustment.


Once the hoses are connected, tighten bracket mounting bolt paying close attention to the spacing on the air conditioning line.



6

7

Drive the vehicle 500-1000 miles and check oil separator for collection. The average collection rate is <1oz every 1000 miles. The can holds 3oz in its standard form and 6oz with the optional extension.



To properly clean the filter in the Oil Separator, spray any degreaser or solvent through it and let it air dry. Clean it every 10,000 miles.

Thank you for your business. If you have any questions, please e-mail info@JLosc.com or call 757-842-6497. Our hours are Monday-Friday. 8:00am – 4:30pm Eastern Time.

J&L Oil Separator co. Lifetime Satisfaction Guarantee. We want you to be a J&L customer for life! Your new J&L product is warranted to be free from defects in materials and workmanship for the life of the *original retail purchaser*, subject to the limitations contained in our warranty found here. www.JLosc.com/warranty

We guarantee workmanship and even a pathway to discounted upgrades for substantially improved items.

Return Policy: All returns will be subject to a 10%-25% restocking fee. Please visit www.JLosc.com for complete return policy.

Disclaimer: J&L Oil Separator co. makes no warranties whatsoever, expressed, or implied, oral or written to any purchasers, except the warranty above. J&L Oil Separator co. hereby specifically excludes from any implied warranty of merchantability or implied warranty of incidental, secondary, or consequential damages of any kind whatsoever. All purchasers and users of products manufactured by J&L Oil Separator co. agree to hold harmless and indemnify J&L Oil Separator co. from any and all claims arising from their use. Failure to receive notice of any or the limitations contained in this disclaimer shall not serve to extend liability to J&L Oil Separator co. for any claims arising out of use of its products.