




757-842-6497
WWW.JLOSC.COM

J&L Oil Separator (2025 Ford Bronco Sport, Maverick; 2023-2025 Ford Escape; Lincoln Corsair 2.0L) #3056D

Installation Instructions

To view install video: go to our website, www.jlosc.com and type 3056D in search box. Click on product, scroll down and click on videos.

Please review complete instructions prior to installing.

Step #	We highly encourage you to watch the install video of this product as it shows much more detail of this install!
1	Verify you have all of the following parts in the kit: (1) J&L Oil Separator, (1) J&L Mounting bracket, (2) Fine thread machine screws
2	Gather all of the following tools needed for the installation: Phillips screwdriver, 10mm socket, extension and ratchet.
3	Locate PCV hose connecting valve cover to intake manifold, see photo below. Push/pull exposed grey tab to "break the circle" to release the fitting. Remove the hose from the engine. 




4

Install J&L bracket onto J&L Oil separator by aligning the two logos and using the supplied screws.

5

Remove 10mm nut from the battery hold down bracket nearest the engine, slide J&L bracket over exposed stud and fasten the bracket and assembly with 10mm nut you removed.




6

Connect the short hose to fitting on valve cover, connect the long hose down to the intake manifold.

TIP: The quick connect fittings are adjustable, they can spin 360 degrees for adjustment to make the connections at an optimum angle. Adjust as necessary to make the hoses "relaxed"

If you ever need to remove these fittings in the future, press the larger portion of the green clip inward to release. It's a button! Don't remove the clips!



7

Check oil separator after 1000 miles of driving to gauge how often it needs to be emptied. Every vehicle is different! This unit is compatible with our Extension that doubles the capacity. (From 3oz to 6oz)

To properly clean the filter in the Oil Separator, spray any degreaser or solvent through it and let it air dry. Clean it every 10,000 miles.

Thank you for your business. If you have any questions, please e-mail info@JLosc.com or call 757-842-6497. Our hours are Monday-Friday. 8:00am – 4:30pm Eastern Time.

J&L Oil Separator co. Lifetime Satisfaction Guarantee. We want you to be a J&L customer for life! Your new J&L product is warranted to be free from defects in materials and workmanship for the life of the *original retail purchaser*, subject to the limitations contained in our warranty found here. www.JLosc.com/warranty

We guarantee workmanship and even a pathway to discounted upgrades for substantially improved items.

Return Policy: All returns will be subject to a 10%-25% restocking fee. Please visit www.JLosc.com for complete return policy.

Disclaimer: J&L Oil Separator co. makes no warranties whatsoever, expressed, or implied, oral or written to any purchasers, except the warranty above. J&L Oil Separator co. hereby specifically excludes from any implied warranty of merchantability or implied warranty of incidental, secondary, or consequential damages of any kind whatsoever. All purchasers and users of products manufactured by J&L Oil Separator co. agree to hold harmless and indemnify J&L Oil Separator co. from any and all claims arising from their use. Failure to receive notice of any or the limitations contained in this disclaimer shall not serve to extend liability to J&L Oil Separator co. for any claims arising out of use of its products.