





757-842-6497
WWW.JLOSC.COM

J&L 3.0 Oil Separator(2020-2022 Ford Mustang GT500 Passenger Side) #3054P Installation Instructions


Install video available on our website www.JLosc.com Search: 3054P and click videos

Please review complete instructions prior to installing.

Step#	
1	Verify you have all of the following parts included in the kit: (1) J&L Oil Separator, (1) J&L Mounting bracket, (2) Fine thread machine screws
2	Gather all of the following tools needed for the installation: 13mm deep socket and ratchet, Small flat head screwdriver, Phillips screwdriver and a hood prop or friend!
3	Remove factory PCV line by pulling tabs and pulling it off the engine. 
4	Prop hood up with a hood prop rod, or have another person support the hood. The hood is HEAVY so be careful! Using a small flat head screwdriver pry clip to release fitting, pull away from ballstud. Remove 13mm bolt, install J&L bracket using the same bolt you removed. Do not tighten the bolt down yet! 

Route long hose through the 3 small vacuum lines, connect to supercharger. Connect short line to PCV valve on valve cover. **TIP:** The fittings in the end of the hose rotate for adjustment if needed

Using the supplied mounting screws, mount the oil separator to the mounting bracket. Start both screws by hand before tightening down. Once connected, tighten ballstud bolt and reconnect hood strut.



5



To properly clean the filter in the Oil Separator, spray any degreaser or solvent through it and let it air dry. Clean it every 10,000 miles. Thank you for your business. If you have any questions, please e-mail info@JLosc.com or call 757-842-6497. Our hours are Monday-Friday. 8:00am – 5:00pm Eastern Time.

J&L Oil Separator co. Lifetime Satisfaction Guarantee. We want you to be a J&L customer for life! Your new J&L product is warranted to be free from defects in materials and workmanship for the life of the *original retail purchaser*, subject to the limitations contained in our warranty found here.

www.JLosc.com/warranty

We guarantee workmanship and even a pathway to discounted upgrades for substantially improved items.

Return Policy: All returns will be subject to a 10%-25% restocking fee. Please visit www.JLosc.com for complete return policy.

Disclaimer: J&L Oil Separator co. makes no warranties whatsoever, expressed, or implied, oral or written to any purchasers, except the warranty above. J&L Oil Separator co. hereby specifically excludes from any implied warranty of merchantability or implied warranty of incidental, secondary, or consequential damages of any kind whatsoever. All purchasers and users of products manufactured by J&L Oil Separator co. agree to hold harmless and indemnify J&L Oil Separator co. from any and all claims arising from their use. Failure to receive notice of any or the limitations contained in this disclaimer shall not serve to extend liability to J&L Oil Separator co. for any claims arising out of use of its products.